
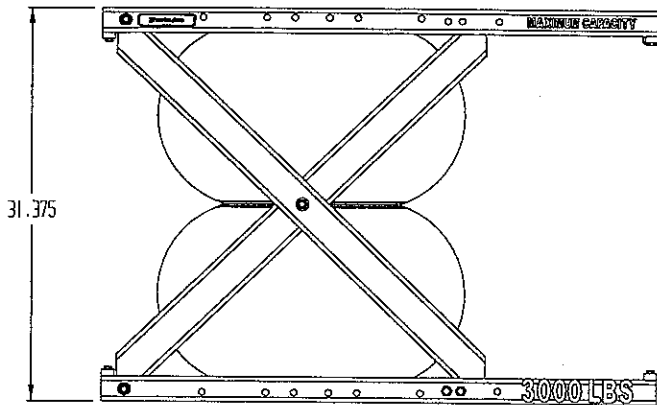
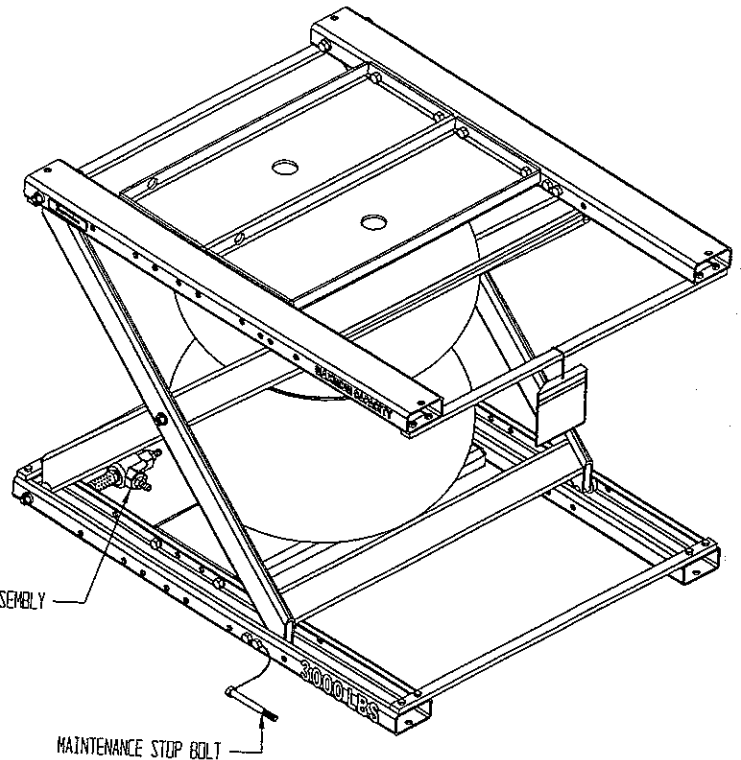
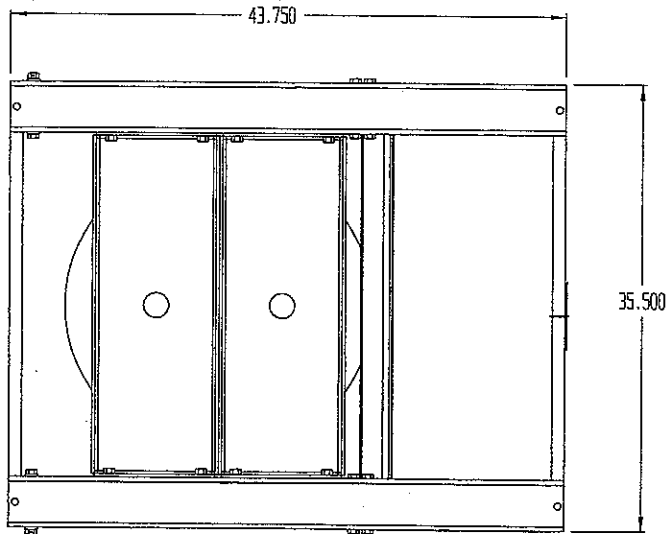


**\*\* Any additions, deletions or omissions must be corrected on this drawing, as this drawing will be considered all inclusive. \*\***  
**\*\* All graphics provided are for reference only. If certain dimensions are critical please verify those dimensions with your salesperson \*\***

# AIR BAG SCISSOR LIFT TABLE, ABLT-H-3-32



## STANDARD FEATURES

- MODEL NUMBER: ABLT-H-3-32
- CAPACITY: 3,000 LBS.
- PLATFORM WIDTH: 35 1/2"
- PLATFORM LENGTH: 43 3/4"
- PLATFORM LOWERED HEIGHT: 7"
- PLATFORM RAISED HEIGHT: 32"
- AIR REQUIREMENT: 80 - 100 PSI @ 15 CFM
- STANDARD PRESSURE RELIEF VALVE
- STANDARD MAINTENANCE STOPS

## SPECIAL FEATURES

NONE

APPROVAL	I, THE UNDERSIGNED, AGREE THAT THE PRODUCT AS REPRESENTED SATISFIES DESIGN & DIMENSION REQUIREMENTS. I ALSO ACKNOWLEDGE MY DUTY TO CONFIRM PRODUCT & INSTALLATION COMPLIANCE WITH ALL APPLICABLE FEDERAL, STATE AND LOCAL REGULATIONS & STANDARDS.	
	<b>ALL SPECIAL UNITS ARE NON-RETURNABLE</b>	
	[ ] As drawn      [ ] As marked	
	Signed: _____	Date: _____
LEAD TIME WILL START UPON RECEIPT OF SIGNED APPROVAL DRAWING		

DISTRIBUTOR'S NAME:		P.O.#: -
HOF EQUIPMENT COMPANY PH: 888 990 1150		W.D.#: -
DRAWN BY: SR	DATE: 4-14-09	SALES: -
REFERENCE:		DRWG. FILE NAME:
SCALE: NTS		ABLT-H-3-32